



# AU SUMMER UNIVERSITY 2011

## PRACTICAL STUDENT GUIDE

BE MORE AT  
AU SUMMER UNIVERSITY  
DENMARK




AARHUS UNIVERSITY

[www.au.dk/summeruniversity](http://www.au.dk/summeruniversity)

# CONTENTS

- 04** Introduction
- 06** Contact Information
  
- 08** Travelling to Aarhus
- 10** How to get to the AU Campus
- 11** Campus Maps
- 12** How to get around in Aarhus
  
- 14** Housing and Key Pickup
- 17** Communication from AU Summer University
- 18** Meet the Danes
- 20** Living in Aarhus
- 22** Social Activities
  
- 24** The Library
- 26** Course Dates and Day 1 Programme
- 27** AU Student Services and Facilities
- 30** Academic Information
  
- 34** Insurance
- 35** Health and Safety
- 37** Public Services
  
- 38** Useful Links



# INTRODUCTION

Welcome to Aarhus University! We are pleased that you have decided on our University as your study institution for the summer 2011. We look forward to greeting you in Aarhus. Over the past 10 years, individual faculties at Aarhus University (AU) have offered specialised summer programmes for Danish and international students.

However, this summer witnesses the launch of Aarhus University's first "AU Summer University", where all faculties are represented and more than 60 courses are running. This means more Danish and international students on campus during the summer. We are pleased that you will take part in this event, and are proud to continue developing the programme and create new, long-term relationships between students and Aarhus University.

Taking a course at AU Summer University is different from taking a course in a regular semester. Students can only take one course at the time, as they are taught very intensively. Every lecturer brings his or her unique teaching style based on their academic background and culture, and every student brings his or her own learning style into the classroom. These academic and cultural differences create a learning lab where both faculty members and students learn from each other, causing unexpected but exciting results.

Arriving in a new country to enrol in a new and different university can seem overwhelming at times. This student guide caters to Danish and International Summer University students, who are not already enrolled at Aarhus University. It aims to make your stay and transition from home to here as easy and pleasant as possible.

The International Centre and the AU Summer University Help Desk are here to help you throughout your stay. We aim to provide you with the best possible services in order to make your stay a positive experience both academically and personally.

We hope you will enjoy your time here in Aarhus and we look forward to welcoming you to the AU Summer University.

Sincerely,  
AU Summer University Team  
Aarhus University







# CONTACT INFORMATION

## SUMMER UNIVERSITY HELP DESK

The Main Help Desk is located at the:

**International Centre,  
Dale T. Mortensen Building,  
Høegh-Guldbergs Gade 4,  
8000 Aarhus C**

At the Main Help Desk we will do our best to support you. We know almost everything there is to know about bus departures, sights to see, when to be where or where to find out!

**OPENING HOURS:**


Mon – Fri      08.30 – 15:00

On central locations close to teaching facilities on campus, you will find 'satellite' Help Desks where AU student assistants will help you find locations, guide you to the copy machine and the canteen, and in general answer any questions you may have. These 'satellite' Help



Desks will be open in the morning and at lunch time.

At the Main Help Desk at the International Centre a map will be posted with the location of the 'satellite' Help Desks



# TRAVELLING TO AARHUS

## THE MOST COMMON WAYS OF REACHING AARHUS ARE:

- » Flying to Copenhagen Airport, then taking a connecting flight to Aarhus Airport (30 minutes), and then the airport shuttle to Aarhus city centre (Central Train Station). The bus ride is approx. 45 minutes.
- » Flying to Copenhagen Airport and then taking a train from Copenhagen Airport directly to Aarhus. The train ride is approx. 3 hours.
- » Flying to Billund International Airport and then taking the airport shuttle (1½ hours) to Aarhus city centre (stops outside the SAS Radisson Hotel/Scandinavian Centre).
- » Taking the train all the way to Aarhus.
- » Taking the bus all the way to Aarhus (e.g. Eurolines).
- » Driving by car to Aarhus.

## AARHUS AIRPORT – TIRSTRUP

**Location:** 45 km north-east of Aarhus  
Aarhus Airport is mainly a domestic airport with connections to Copenhagen, but it also has a connection to London.

**Shuttle service:** there is an airport shuttle between the airport and Aarhus Central Train Station (Banegården). Note that the shuttle

mainly connects with SAS flights. The ride is 45 mins and costs DKK 95. It is possible to pay with major credit cards and currencies such as US dollars and Euro.

» [www.aar.dk](http://www.aar.dk)

## BILLUND INTERNATIONAL AIRPORT

**Location:** 100 km south-west of Aarhus, right next to Legoland. The main airline at Billund Airport is Maersk Air.

» [www.maersk-air.dk](http://www.maersk-air.dk)

**Shuttle service:** There is an airport shuttle between the airport and the SAS BLU Radisson Hotel in Aarhus (Margrethepladsen). Timetables are available on [www.bll.dk](http://www.bll.dk). The ride is 1½ hours and costs DKK 180 in cash. It can often be booked in connection with the plane ticket. It is also possible to pay with major credit cards and currencies such as US dollars and Euro once on the bus.

» [www.bll.dk](http://www.bll.dk)

## COPENHAGEN AIRPORT – KASTRUP

**Location:** Copenhagen. The main airline at Copenhagen Airport is SAS.

» [www.scandinavian.net](http://www.scandinavian.net)

**Shuttle service:** There is a free shuttle between the international and domestic airport. The price for a plane ticket from Copenhagen to Aarhus is approx. DKK 400-500 (one-way). Call SAS-domestic for information and reservation. Note that it is often cheaper if you book it with your ticket to Denmark.

» [www.cph.dk](http://www.cph.dk)



### FROM COPENHAGEN BY TRAIN

If you wish to take the train to Aarhus and enjoy the Danish landscape you may catch a train either directly from the airport in Copenhagen (Kastrup) or from the Copenhagen Central Train Station to Aarhus. The trip to Aarhus from the Copenhagen Central Train Station takes just under 3 hours by high-speed train and 3 hours and 15 minutes by normal train.

A one-way ticket on the normal train costs approx. DKK 340. The trip from the airport to the main station in Copenhagen takes 10 minutes and costs approx. DKK 23. Tickets are available from the DSB ticket office above the railway station in Terminal 3. To book tickets and check timetables online, go to:

» [www.dsb.dk](http://www.dsb.dk)

### ARRIVING BY TRAIN

Aarhus is very easy to access by train from all directions. The Danish network of trains which is run primarily by DSB (the Danish railway company) is well developed. There is at least one departure every hour between Aarhus and Copenhagen, and also good connections to the north and to the south (for instance Hamburg, Germany). Seat reservations are not required for most services in Denmark but may be a good idea if you travel on busy days such as Fridays and Sundays, or with a lot of luggage.

### AARHUS CENTRAL TRAIN STATION (BANEGÅRDEN)

Aarhus Central Train Station is centrally located in the city centre of Aarhus at the very end of the main shopping street, which starts next to the Cathedral. Outside the station,

you will find taxis and bus stops for most city bus lines, including ones taking you to the Help Desk at the International Centre or your residence.

### ARRIVING BY BUS

If you arrive on a Eurolines bus it will stop at the central bus station (Rutebilstationen). This is only a 5 minute walk from the central train station. Additionally, directly outside the train station, you can find the majority of the city's bus stops on Banegårdpladsen and Park Allé. It is therefore still easy to find local transport around Denmark if you arrive here by international bus.

» [www.eurolines.com](http://www.eurolines.com)



# GETTING TO THE **AU CAMPUS** FROM THE **CITY CENTRE**

If you arrive at either Aarhus or Billund airport, you should take the airport shuttle to Aarhus. The shuttle from Aarhus Airport stops right outside the Central Train Station and the one from Billund stops outside the SAS BLU Radisson Scandinavia.

## LOCATION

Almost all courses will take place on the main campus in the architecturally renowned yellow-brick buildings in the University park, only a few minutes bus ride from the city centre. On campus you will have access to 'satellite' Help Desks and different libraries. Addresses and building locations will be announced on the website before the AU Summer University begins.

## BUSES

Going to the International Centre by bus from the central train station you can take buses No. 1, 3, 6, 9, 11, 14 or 16 to the 'Nørreport' stop.

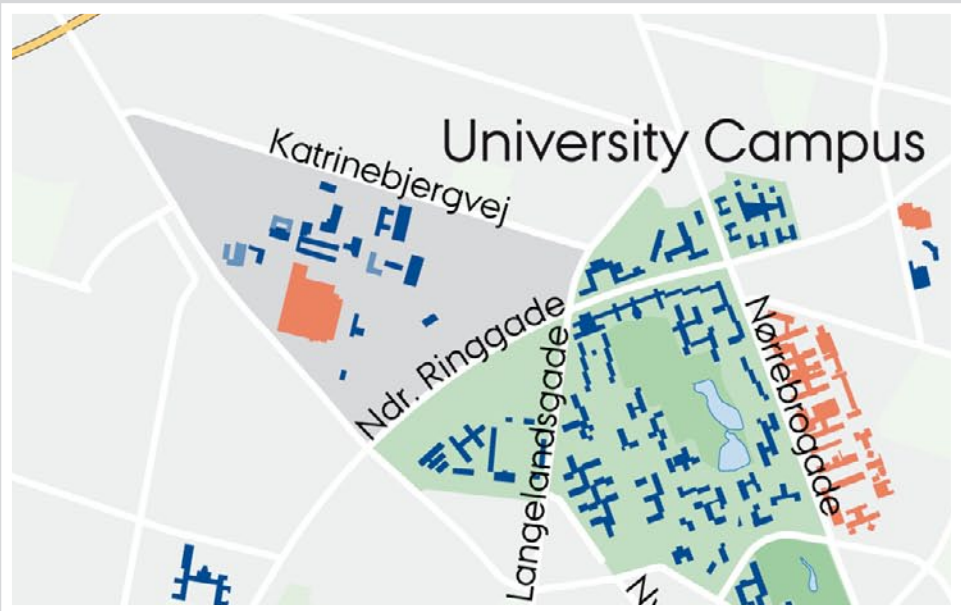
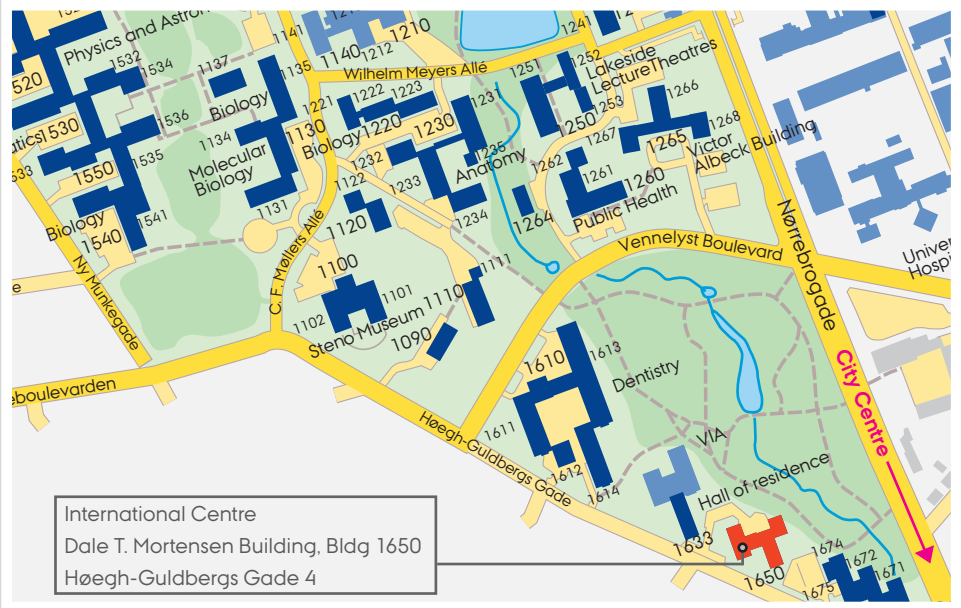
Walk up Nørrebrogade to Høegh-Guldbergs Gade to reach the International Centre. It is approximately a 300-metre walk.

Bus 1 (destination Marienlund)  
Bus 3 (destination Trige Århus Nord)  
Bus 9 (destination Lystrup Ø V)  
Bus 11 (destination Vejlbj Vest/Skejby Parken)  
Bus 14 (destination Skejby Sygehus)  
Bus 16 (Egå Strandvej)

Number 3 and 14 are situated right outside the central train station, on Banegårdspladsen.

Number 1, 9, 11, and 16 leave across the street from the central train station and to the left around the corner, on Park Allé.

» [www.midtrafik.dk](http://www.midtrafik.dk)



# HOW TO GET AROUND IN AARHUS

As becomes apparent as soon as you arrive in Denmark, Danes are very fond of bicycles. Even during the winter, most Danish students use bicycles as means of transport. The local bus network is developed, and the yellow city buses will take you all over the city.

If you bring your own car, you will be able to find parking in the city centre and on campus. Parking on campus is free. However, parking fees must be paid in the streets outside of campus. Once a parking space is found, locate the closest parking meter in order to pay for a parking ticket. Please note that parking fines are expensive in Denmark.

## BICYCLES

Bicycles are the most common means of transport among Danish students. It is possible to buy second-hand bikes at reasonable prices. Ask at the Help Desk for advice. Quite a lot of bike shops also sell second hand bikes.

### RENT A BIKE

It is possible to rent a bicycle for a shorter stay in Aarhus. Companies like Bikes4rent offer special rates for students.

Bikes4rent  
Vestergade 41  
8000 Aarhus C  
Phone: +45 20 26 10 20  
» [www.bikes4rent.dk](http://www.bikes4rent.dk)

### STUDENTERHUSÅRHUS (AARHUS STUDENT HOUSE)

StudenterHusÅrhus also rents out bikes. Renting a bike costs DKK 100 per week and DKK 600 in deposit which will be returned to you upon returning the bike. Any repairs on the bike will be deducted from the deposit. During the **Campus Tour on Day 1**, we will pass Aarhus Student House.

» [www.studenterhusaarhus.dk/default.aspx?ID=299](http://www.studenterhusaarhus.dk/default.aspx?ID=299)

### 450 FREE CITY BIKES IN AARHUS

There are 450 city bikes in Aarhus free of charge 24 hours a day between May and October. You can find them located around the city in 30 specially allocated bicycle stands. Each bicycle has a coin slot (just like shopping trolleys in Danish supermarkets).

Insert a DKK 20 coin in the slot and press the "key" into the other slot to unlock and release the bike from the bicycle stand. Your coin will be returned when you press the "key" back into the slot at any bicycle stand.

## THE LOCAL BUS SYSTEM

The city bus network of Aarhus is well developed. The yellow city buses can take you all over the city – from 05:00 to 00:00. There are also night buses on Fridays and Saturdays. Please note that on the yellow city buses you enter the bus from the back and exit from the front.

In your Welcome Package you will find relevant bus timetables covering the routes from housing across town to campus.

» [www.midttrafik.dk/kundeservice/in+english](http://www.midttrafik.dk/kundeservice/in+english)

If you plan to take the bus every day, we recommend you to buy a 10 journey card ("Klippekort") for DKK 120. One-way tickets can be bought from a ticket machine at the back of the bus for DKK 20. You can buy a 10 journey card at the central train station or at most newsstands.

To go from the central train station to the Help Main Desk at International Centre by bus, you can take buses No. 1, 3, 6, 9, 11, 14 or 16 to the 'Nørreport' stop.

Busses on average leave every 10–20 minutes during the day and every 1/2 hour during the evening until midnight.

Numbers 3 and 14 are right outside the Central Train Station, on Banegårdspladsen.

Numbers 1, 9, 11, and 16 leave across the street from the Central Train Station and to the left around the corner, on Park Allé.

### WHERE TO BUY YOUR 10 JOURNEY CARD

#### BUS INFO

Aarhus Central Bus Station  
(“Rutebilstationen”, close to the central train station)  
Fredensgade 45  
8000 Aarhus C  
Phone: + 45 86 12 86 22  
Opening Hours:  
Mon – Sun: 07:00 – 23:00  
» [www.midttrafik.dk](http://www.midttrafik.dk)

#### VISIT ÅRHUS

Banegårdsplads  
(Next to the central train station)  
8000 Aarhus C  
Phone: + 45 87 31 50 10  
Opening Hours:  
Mon – Fri: 10:00 – 17:00  
Sat: 10:00 – 16:00  
Sun: closed  
» [www.visitaarhus.com](http://www.visitaarhus.com)

## TAXI

In Denmark, taxis are relatively expensive in comparison to other countries. However, they are safe, reliable, and comfortable.

Aarhus Taxa	+45 89 48 48 48
Taxamotor Aarhus	+45 70 13 31 33
Aarhus Mini Taxi	+45 86 16 47 00



# HOUSING AND KEY PICK UP

As you registered for AU Summer University, you also signed up for and indicated which type of housing you were interested in. We will, as much as possible, try to accommodate your wishes, but we cannot guarantee a complete match. We will try to allocate student housing close to the location of where your course will be taught.

## HOUSING OFFER

Once you have been allocated a room, you will receive an email which you need to reply to in order to confirm if you are still interested in the housing offer. You will need to pay through the designated link sent in the email.

Most rooms will be available to you on the weekend prior to the beginning of the course. More precise information can be found in your housing offer, which you will receive via email.

## RENTAL PERIODS

The rental period will be indicated in your

rental lease. It is important that you read your contract carefully as this is where the terms and conditions of the accommodation will be stated.

## LOCATION AND FURNITURE

AU has only a limited number of rooms available on campus, therefore you must expect to receive a housing offer with a commute of between 10 – 30 minutes. This means that your accommodation will either be within walking distance from campus, or you will be able to ride a bicycle or use public transport back and forth from campus.

In general housing is not cheap in Denmark, but the standard is relatively high. Your room will be furnished (bed 90x200cm, table, chair, and book case) and basic kitchenware will be provided. You have to bring your own duvet, pillows, bed linen and towels. However, duvets and pillows can be bought at the International Centre for a very reasonable price.



It is your responsibility to keep your room clean and in good condition. You are also jointly responsible for the maintenance of shared facilities.

If you have signed up for accommodation, you can pick up the key and move into your room during the Arrival Weekends. You can pick up your key and leasing contract at the Main Help Desk:

**International Centre**  
**Høegh-Guldbergs Gade 4**  
**8000 Aarhus C**

**ARRIVAL WEEKENDS:**

- » 1<sup>st</sup> – 3<sup>rd</sup> July
- » 30<sup>th</sup>– 31<sup>st</sup> July
- » 5<sup>th</sup> – 7<sup>th</sup> August

**Opening hours:** 12:00 – 20:00

If you arrive outside of the opening hours of the Arrival Weekends, you must arrange with the international centre a specific time for you to pick up your keys. If you need to arrange to pick up your keys outside of opening hours, please contact the AU Summer University at:

» [summeruniversity@adm.au.dk](mailto:summeruniversity@adm.au.dk)

If you arrive prior to the start of your lease, you must organise temporary accommodation until your lease begins.

**HANDING IN OF KEYS**

It is very important that you hand in your keys at departure as we require the keys for the next student moving into the room. All keys should be handed in at the Help Main Desk at the International Centre during opening hours upon departure.

# TEMPORARY ACCOMMODATION IN AARHUS

## HOSTELS

### City Sleep-In

Havnegade 20 (1 km from the train station, close to the harbour).

Price: DKK 160 for a dorm bed, DKK 420 for a double room with shared bathroom.

Breakfast not included but costs DKK 65.

Phone: +45 86 19 20 55

» [www.citysleep-in.dk](http://www.citysleep-in.dk)

### Cab Inn Aarhus

Kannikegade 14 (1 km from the train station, by the canal). Open 24 hours.

Price: DKK 485 for a single room, DKK 615 for a double room.

Phone: +45 86 75 70 00

Fax: +45 86 75 71 00

» [www.cab-inn.dk](http://www.cab-inn.dk)

## HOTELS

### Best Western Hotel Ritz

Banegårdspladsen 12  
(right outside the central train station)

Prices from DKK 765

Phone: +45 86 13 44 44

» [www.hotelritz.dk](http://www.hotelritz.dk)

### Scandic Hotel Plaza

Banegårdspladsen 14 (right outside the central train station)

Prices from DKK 800

Phone: +45 87 32 01 00

» [www.scandichotels.com](http://www.scandichotels.com)

# COMMUNICATION FROM AU SUMMER UNIVERSITY

Prior to your arrival practical information regarding your participation in AU Summer University will be given to you via the website or by private email.

» [www.au.dk/en/summeruniversity](http://www.au.dk/en/summeruniversity)

If there are any changes to your personal contact information, please contact AU Summer University immediately at:

» [summeruniversity@adm.au.dk](mailto:summeruniversity@adm.au.dk)

During your stay, the AU Summer University website will be updated when changes in the academic or social programme occur. Furthermore, during your stay, you will get access to your faculties intranet, where information, updates and changes related to your programme will also be announced. The information on the intranet originates from both students, lecturers and the AU Summer University administration. Please keep yourself updated on a regular basis on both the website and the intranet.

## AU INTRANET

There are three different intranets at Aarhus University (CampusNet, AULA and First Class). Depending on which courses you take and which faculty you belong to, you will get access to one of these intranets.

Prior to your arrival, you will receive access and guidelines on how to access the intranet assigned to you. You will receive this information via your private email.

During the first few days of your course, you will also be shown how to access the intranet in case you have not been able to log on prior to arrival.

## WIRELESS INTERNET

Upon arrival all students will receive access to the wireless Internet on campus.

# MEET THE DANES

Once in Denmark, you will undoubtedly form your own opinion about the Danes, and so you should. It is, after all, one of the reasons why you are here. We do not intend to supply you with a whole set of views in advance but only give you a few hints that may make your stay a bit easier in the beginning.

It may seem difficult to engage with the Danes, but this is most likely because Danes are concerned about bothering other people and do not want to impose themselves on strangers. However, do not hesitate to talk to them. Most Danes will be happy to help you and to practice their English.

Danes usually fulfil their social needs in a tight circle consisting of family, colleagues, and close friends. The home is a central concept in the life of a Dane, and the Danes put a lot of effort and money into making their homes comfortable and "hyggelige" (cosy) – "hygge" (cosiness) is a keyword in the Danish way of life

focusing on enjoying the simple things in life. Young people like to meet their friends in one of the many cafés to have a cup of coffee or a beer.

Denmark's northern location means that summer days are long and pleasant and winter days are short and dark. However, the Danes have established festive traditions that bring life to the darker season. Spending most of their time indoors, the Danes make the winter cosy with candles, movies, dinners, etc., whereas in the summer they move outside to spend most of their time in parks, outside cafés, on the beach, outdoor concerts, etc.

The Danish language is difficult to learn. It has some strange vowels, but you will find that many words resemble English and German. But don't worry: 95% of the population speak and understand English! You will find more information about Denmark and the Danes at:

» [www.denmark.dk](http://www.denmark.dk)



# GLOSSARY

It is always nice to know just a few words of the local language when you visit another country. Below we have made a short list of the most commonly used phrases and words we imagine you will need as a visitor in Denmark.

DANISH	ENGLISH	DANISH	ENGLISH
En	1	Hej	Hello
To	2	Hvordan går det?	How is it going?
Tre	3	Hvordan har du det?	How are you?
Fire	4	Hvordan finder jeg...?	How do I find...?
Fem	5	Hvordan kommer jeg til...?	How do I get to...?
Seks	6	Sygehus/hospital	Hospital
Syv	7	Jeg er faret vild	I am lost
Otte	8	Jeg vil gerne købe/bestille	I would like to buy/order
Ni	9	Tak	Thank you
Ti	10	Bibliotek	Library
Aarhus Universitet	Aarhus University	Cykel	Bicycle
En øl tak	A beer please	Bil	Car
Øl	Beer	Bus	Bus
Brød	Bread	Avis	Newspaper
Ost	Cheese	Apotek	Pharmacy
Kaffe	Coffee	Toilet	Toilet
Te	Tea	Lokale	Room
Mælk	Milk	Undskyld	Sorry
Supermarked	Supermarket	Læge	Doctor
Restaurant	Restaurant	Billet	Ticket
Vin	Wine	Hjælp	Help

# LIVING IN AARHUS

## SUPERMARKETS IN AARHUS

In the central part of Aarhus, you will find many supermarkets. The cheapest are called "Netto", "Rema1000", "Kiwi" and "Fakta". These supermarkets have relatively low prices compared with the more expensive ones such as "Føtex", "Super Brugsen" and "SuperBest". You will be able to find almost everything in the cheaper supermarkets, but sometimes special ingredients or foods may not be found here.

It is quite expensive to buy food in Denmark, so it is a good idea to look at the bottom shelves as the cheaper foods are always placed here. Remember that Danes drink milk which is not long-life, so to find milk you must look in the

### SAMPLE PRICES IN SUPERMARKETS

Milk	DKK 6 / litre
Bread	DKK 5-30 / loaf
Butter	DKK 8 / package
Cheese	DKK 50 / 600g
Beef	DKK 30 / 400g
Chicken	DKK 35 / 400g
Rice	DKK 18 / kg
Newspaper	DKK 15
Wine	DKK 30-150 / bottle
Beer	DKK 3-10 / 33cl
Cinema	DKK 100

cold counters at the supermarket.

## POSTAL AND INTERNET SERVICES

The public communication network in Denmark is highly developed. The postal service is efficient and you can find a post office in all towns. You can buy stamps in kiosks and department stores. The mail boxes in Denmark are bright red and they are emptied at least once a day.

Most residences have Internet connections and there is access to computers at your department and Internet access in all libraries. There is also wireless Internet access at all the University campuses.

## WEATHER

Because of the warm Gulf Stream on the west coast, Denmark's climate is relatively mild compared to its Scandinavian neighbours. During the summer temperatures are often around 20-25 degrees Celsius, but nevertheless, expect rain and windy days.

» [www.dmi.dk/eng](http://www.dmi.dk/eng)



# GOING OUT IN AARHUS

## NIGHTLIFE

Like many other university towns, Aarhus has a bustling nightlife. From Irish pubs to jazz cafés, you most likely find a café or bar to suit your taste.

Down by the canal, in the pedestrian zone, there are a number of bars and cafés, but these tend to be more expensive, with prices up to DKK 50 for a beer. For cheaper places, we recommend that you check out the numerous neighbourhood bars. You may also want to check out the Aarhus Culture Guide for concert listings as bars often serve as musical venues.

### Culture Guide:

- » [www.kultunaut.dk](http://www.kultunaut.dk)
- » [www.gaffa.dk/live](http://www.gaffa.dk/live)

There are a number of dance clubs around the city, where admission is usually around

DKK 60. The minimum age for these clubs varies from 19 to 23 years of age, although you may find that some venues have a much younger crowd.

## CINEMA

There are four movie theatres in town that show movies in their original language with Danish subtitles. During the week there are student discounts and matinee tickets.

Metropol and BioCity

- » [www.kino.dk](http://www.kino.dk)

Øst for Paradis

- » [www.paradisbio.dk](http://www.paradisbio.dk)

Cinamaxx

- » [www.cinamaxx.dk](http://www.cinamaxx.dk)

# SOCIAL ACTIVITIES

A varied social activities programme will be offered throughout the AU Summer University. For more details on the different events, please go to:

» [www.au.dk/en/summeruniversity/socialprogramme](http://www.au.dk/en/summeruniversity/socialprogramme)

The programme may be subject to change depending on weather.

You can either sign up for one package or select the individual social activity.

## SOCIAL PROGRAMME TERM 1 JULY

Mon 4 <sup>th</sup>		Welcome to AU Summer University	Sun 17 <sup>th</sup>	09:00–20:00	Canoeing/Boat Trip to the "Sky Mountain" (small snack included)
Tue 5 <sup>th</sup>	15:00	Aarhus City Safari – newcomers	Mon 18 <sup>th</sup>	20:00	Movie Night
Wed 6 <sup>th</sup>	20:00	Pub Quiz Night	Wed 20 <sup>th</sup>	19:00	Theme Denmark – Learn Danish incl. Traditional Danish Dinner & 1 drink
Fri 8 <sup>th</sup>	16:00	Fun and Games in the University Park (dinner and drinks included)	Fri 22 <sup>nd</sup>	19:00	Night in Town (Dinner included)
Sun 10 <sup>th</sup>	09:00–21:00	Trip to Legoland (small snack included)	Sun 24 <sup>th</sup>	09:00–21:00	Trip to the Northern Tip of Denmark (small snack included)
Tue 12 <sup>th</sup>	15:00	Theme Denmark – visit to the Old Town (guided tour)	Tue 26 <sup>st</sup>	15:00	Theme Denmark – visit to Aros/ Art Museum (guided tour)
Fri 15 <sup>th</sup>	17:00	Beach volley and BBQ (Dinner and Drinks included)			

**Package number 1 (two weeks): 4<sup>th</sup> – 15<sup>th</sup> July**

**Total price 80 Euro**

**Package number 2 (three weeks): 4<sup>th</sup> – 22<sup>nd</sup> July**

**Total price 150 Euro**

**Package number 3 (four weeks): 4<sup>th</sup> – 26<sup>th</sup> July**

**Total price 150 Euro**

**For individual social activities during Term 1, please sign up here:**

» [www.au.dk/en/summeruniversity/socialprogramme/sign-up](http://www.au.dk/en/summeruniversity/socialprogramme/sign-up)



## SOCIAL PROGRAMME TERM 2 AUGUST

Mon 1 <sup>st</sup>		Welcome to AU Summer University - newcomers	Fri 12 <sup>th</sup>	19:00	Night in Town (Dinner included)
Tue 2 <sup>nd</sup>	16:00	Aarhus City Safari - newcomers	Sun 14 <sup>th</sup>	09:00–20:00	Canoeing/Boat Trip to the "Sky Mountain" (small snack included)
Wed 3 <sup>rd</sup>	20:00	Pub Quiz Night	Tue 16 <sup>th</sup>	20:00	Movie Night
Fri 5 <sup>th</sup>	16:00	Fun and Games in the University Park (dinner and drinks included)	Thur 18 <sup>th</sup>	19:00	Theme Denmark - Learn Danish incl. Traditional Danish Dinner & 1 drink
Sun 7 <sup>th</sup>	09:00–21:00	Trip to Legoland (small snack included)	Sat 20 <sup>th</sup>	19:00	Night in Town (Dinner included)
Mon 8 <sup>th</sup>	20:00	Movie Night	Tue 23 <sup>rd</sup>	09:00–21:00	Trip to the Northern Tip of Denmark (small snack included)
Tue 9 <sup>th</sup>	16:00	Aarhus City Safari - newcomers (Extra)	Fri 26 <sup>th</sup>	15:00	Theme Denmark - visit to Aros/ Art Museum (guided tour)
Wed 10 <sup>th</sup>	15:00	Theme Denmark - visit to the Old Town (guided tour)			

**Package number 4 (two weeks): 1<sup>st</sup> – 12<sup>nd</sup> August**

**Total price 80 Euro**

**Package number 5 (three weeks): 1<sup>st</sup> – 18<sup>th</sup> August**

**Total price 150 Euro**

**Package number 6 (four weeks): 1<sup>st</sup> – 26<sup>th</sup> August**

**Total price 150 Euro**

**For individual social activities during Term 2, please sign up here:**

» [www.au.dk/en/summeruniversity/socialprogramme/sign-up](http://www.au.dk/en/summeruniversity/socialprogramme/sign-up)




# THE LIBRARY

Aarhus University offers international students a number of academic services and facilities, which are described below. All libraries can be used when writing assignments and help from the librarians will be available whenever possible in both the main and individual faculty libraries.

## THE STATE AND UNIVERSITY LIBRARY (STATSBIBLIOTEKET)

The State Library is the main library of the University. You will be able to consult books in the reading room but will not be able to borrow them. There are photocopiers and printers available to students and the State and University Library also subscribes to all major newspapers around the world.

Furthermore, it has an extensive electronic journal database, which you can use by logging on as a student at the library or from home. You have on-line access to the library's



databases through the Internet.

### Contact Information:

Victor Albecks Vej 1  
8000 Aarhus C

» [www.statsbiblioteket.dk/english](http://www.statsbiblioteket.dk/english)

### OPENING HOURS

Mon - Fri 09:00 – 18:00

Sat 11:00 – 14:00

(Closed Saturdays in July & August)



## OTHER LIBRARIES OF INTEREST

### LIBRARY OF HEALTH SCIENCES

Victor Albeck Building  
Vennelyst Boulevard 4  
8000 Aarhus C

**Contact information:**

Phone: (+45) 8946 2362  
Email: [svb@statsbiblioteket.dk](mailto:svb@statsbiblioteket.dk)

**Opening hours:** Weekdays 09:00 – 18.00

### THE IT LIBRARY KATRINEBJERG

Computer Science, Information  
and Media Studies  
Aarhus University  
IT-huset, Aabogade 15  
8200 Aarhus N

**Contact information:**

Phone: (+45) 8942 5694  
Fax: (+45) 8942 5601  
Email: [library@cs.au.dk](mailto:library@cs.au.dk)

» [www.cs.au.dk/library](http://www.cs.au.dk/library)

**Opening hours:** Weekdays 10:00 – 15:00

### LIBRARY OF SOCIAL SCIENCES

Bartholins Allé 9  
Bulding 1351 - Map  
8000 Aarhus C

**Contact information:**

Phone: (+45) 8942 1515  
E-mail: [sam-bib@sam.au.dk](mailto:sam-bib@sam.au.dk)

**Opening hours:** Access card for 24 hours  
access

July: Service weekdays 10:00 – 14:00

August: Service weekdays 08:00 – 17:00

All libraries offers reading space,  
computer access, and printing and  
copy facilities.

# COURSE DATES AND DAY 1 PROGRAMME

AU Summer University courses will start/end:

## TERM 1, 2011

4<sup>th</sup> – 22<sup>nd</sup> July (5 ECTS course)

4<sup>th</sup> – 29<sup>th</sup> July (10 ECTS course)

## TERM 2, 2011

1<sup>st</sup> – 19<sup>th</sup> August (5 ECTS course)

1<sup>st</sup> – 26<sup>th</sup> August (10 ECTS course)

A detailed schedule for each course and its final examination will be available on the website and on the intranet on the first day of AU Summer University.

However, we will continuously keep you updated via email and on the website before AU Summer University begins.

## DAY 1 PROGRAMME

Each department offers its own morning programme on the first day, which will be announced on the website and the intranet. The afternoon programme is common for all guest students.

**13:00:** Welcome to AU Summer University at the International Centre, (incl. free lunch)  
Dale T. Mortensen Building  
Høegh-Guldbergs Gade 4

**13:30 – 14:30:** Guided tour around AU Campus and introduction to The Main Help Desk – point of departure at the:  
International Centre,  
Dale T. Mortensen Building

**15:00 – 15:30:** Introduction to AU intranet (CampusNet/Aula/First Class) at:  
Søauditorierne,  
Vennelyst Boulevard 8

# AU STUDENT SERVICES AND FACILITIES

## COMPUTER FACILITIES

We strongly recommend that you bring your own personal laptop for the duration of the AU Summer University since only a few student computers can be accessed at the library. You will be able to plug in your laptop to the AU network at several locations and you can connect to the wireless network in most areas of almost every building at the University.

### IT HELP DESK

During the AU Summer University, the Main Help Desk at the International Centre will be able to help you with IT related problems, e.g. support of applications and configuring laptops to the wireless network at AU.

### PRINT ACCOUNT

You will have access to printing facilities at several locations in the different libraries on campus. However you will have to open a printing account for this in the library.

## STUDENT CHAPLAIN

As a student at AU, you have the opportunity to talk to our student chaplain. The chaplain is a representative of the Evangelical Lutheran Church in Denmark. The student chaplain is available for pastoral counselling and bound to professional secrecy. You may contact the student chaplain via :

» [studenterpraest@au.dk](mailto:studenterpraest@au.dk)

## STAKBOGLADEN

### THE STUDENTS' OWN BOOKSTORE

#### COURSE MATERIAL

The students' book store, Stakbogladen, offers the latest textbooks, reference books, and literature for researchers and students. The literature you need for your courses can be bought here. For some courses the material needed has been pre-ordered. You will find more information on the intranet.

**STATIONARY**

In the store, you can also buy all the stationery you need whilst you are here.

**DISCOUNT**

The book store offers students a 10 per cent discount on most literature needed for courses. The book store is situated in:

Aarhus Student House  
Ndr. Ringgade 3  
8000 Aarhus C

You can find the Summer University literature for each course and on the intranet and at:

- » [www.au.dk/en/summeruniversity/academic-information](http://www.au.dk/en/summeruniversity/academic-information)

**OPENING HOURS**

Mon – Thur	09:30 – 16:00
Fri	09:30 – 15:00

For students studying at Aarhus Business School, you may order course material in advance for collection at the International Centre upon arrival. Please order through the following link:

- » <http://www.hvbog.dk/en>

## STUDENTERHUS ÅRHUS (AARHUS STUDENT HOUSE)

Studenterhus Århus is a social rendezvous for students in Aarhus. In collaboration with the AU Summer University administration, they have organised a number of activities for students of the AU Summer University. Please see the programme for the social activities

planned during your stay.

Studenterhus Århus also runs a café open daily to all students in Aarhus. For further information on Aarhus Student House:

- » <http://www.studenterhusaarhus.dk/default.aspx?ID=21>

**OPENING HOURS**

Mon – Fri	10:00 – 16:00
Sat – Sun	20:00 – 00:00

For more information on the social activities of AU Summer University:

- » <http://www.au.dk/en/summeruniversity/socialprogramme>



## DALE'S CAFÉ

Dale's Café is a new meeting place for international students and the University's increasing number of PhD students. It is situated in the Dale T. Mortensen Building where you will also find the Help Desk of AU Summer University.

The café offers quality coffee, sandwiches and a wide selection of beers. It has an informal lounge area where you can relax whilst enjoying snacks and beverages.

### OPENING HOURS:

Mon - Fri	07:30 - 22:00
Sat	10:00 - 14:00

## BATHOLIN CAFÉ

Food can be ordered before 10:00 and will be brought to the café.

### OPENING HOURS: AUGUST

Mon - Fri	09:30 - 10:30
	11:30 - 12:30

## STATE AND UNIVERSITY LIBRARY CAFÉ

In the café at the State and University Library you are able to enjoy your packed lunch at the table area in the foyer, where you can also buy drinks and sweets from the vending machines.

It is also possible to purchase lunch from the



canteen which includes a wide assortment of food and drinks.

### OPENING HOURS:

Mon - Fri	09:00 - 14:30
(July & August)	

In July, you will find a small outlet of sandwiches and drinks situated in Søauditorierne.

## FITNESS IN AARHUS

SATS Gym are offering international students at AU Summer University the opportunity to use their facilities whilst studying in Aarhus. SATS Gym is a 4 floor gym located just next to the University, and they provide quality exercise classes and equipment. Price for one month: DKK 199 (EUR 27).

In your Welcome Package you will find a Note of Confirmation which you will need to fill out if you wish to use this offer. Please hand this note to the staff in SATS on your first visit.

» [www.sats.com](http://www.sats.com) (in Danish)



# ACADEMIC INFORMATION

## HOW TO STUDY AT AARHUS UNIVERSITY

### COURSES

The AU Summer University programmes are elective courses and carry 5 or 10 ECTS (European Credit Transfer System), which equals 27–54 teaching hours each of 45 minutes and a total workload of 110–220 hours per course.

The list of AU Summer University courses can be found at:

- » [www.au.dk/en/summeruniversity/courses2011](http://www.au.dk/en/summeruniversity/courses2011)

During AU Summer University, you will receive information about the course, recommended literature, time schedules and examinations through the AU Summer University website and intranet.

### TIME SCHEDULE

The lecturers are free to design their own time

schedule for the course. In general the courses take place in the morning, but some will also run in the afternoon.

Expect the courses to be taught between 09:00 and 17:00.

### STUDY METHODS AT AU AND IN DENMARK

There is no compulsory attendance at AU. This means that there is no checking up on your presence in class, which leaves you with a high degree of freedom – to be matched by your own responsibility and self-discipline. The dialogue in the classroom between lecturer and student is central to the teaching at AU. Students are expected to take an active part in the academic discussions during class, and many lecturers require students to make oral presentations once or twice during the course.




Another distinctive feature of Danish university education is the academic environment, which may seem informal to foreign students. Professors and other staff members often chat informally with the students and socialise with them during breaks.

It is also worth pointing out that Danish higher education is characterised by an analytical approach. Students are thus not only expected to accumulate and reproduce knowledge but also to compare, analyse and evaluate on an individual basis. Most courses are followed by both Danish and international students.

We hope that the classroom environment will pave the way for social interaction between international and Danish students, and we encourage internationals to break the ice with Danish students and to work in groups.

### USE OF LAPTOP DURING YOUR STAY AT AU

We strongly recommend that you bring your own laptop during your stay at AU Summer University. All over AU the Internet is wireless, so you will be able to work online in almost any place.



# EXAMINATION

The examination system at Danish universities is unlike most other systems in Europe. Your final grade depends only on the official exams you complete during the semester.

More precise information regarding your examination can be found on the AU Summer University website and intranet.

## THE VARIOUS FORM OF EXAMINATIONS AT AU SUMMER UNIVERSITY

Examinations may be written or oral. There are five frequently used examination methods at Aarhus University, how frequently each examination form is used varies from faculty to faculty:

- » Oral examination on the examination syllabus
- » Oral examination on a set subject plus the examination syllabus
- » Written examination on a topic from the examination syllabus



- » Assignment on a fixed subject (take-home exams)
- » Assignment on an optional subject (take-home exams)

The type of examination which you will sit at the end of the course is decided by the lecturer and will be announced at the beginning of the course and on the intranet.

# THE DANISH GRADING SCALE

The Danish grading scale has seven grades of which five are passing grades and two are failing grades as is seen below. The Danish grades correspond to the ECTS grades. The ECTS grading system was developed by the European Commission in order to provide common procedures to guarantee academic recognition of studies abroad.

## THE GRADING SCALE

Danish Grade	Definition	ECTS Grade
12	For an excellent performance displaying a high level of command of all aspects of the relevant material, with no or only a few minor weaknesses.	A
10	For a very good performance displaying a high level of command of most aspects of the relevant material, with only minor weaknesses.	B
7	For a good performance displaying good command of the relevant material but also some weaknesses.	C
4	For a fair performance displaying some command of the relevant material but also some major weaknesses.	D
02	For a performance meeting only the minimum requirements for acceptance.	E
00	For a performance which does not meet the minimum requirements for acceptance.	Fx
-3	For a performance which is unacceptable in all respects.	F

# INSURANCE

Please note that you **MUST** be properly insured during your stay in Denmark. Your insurance must at a minimum include:

- » Third party liability
- » Dental injuries
- » Transportation to your home country incase of illness, as this is **NOT** included in the Danish health insurance scheme.

Please consult your travel agency, insurance company or other in your home country to make sure that you are properly insured.

Students from the Nordic countries are covered by the Nordic Convention.

EU students are covered by the European Health Insurance Card.

Be aware that transportation to your home country in case of illness is **NOT** covered by the European Health Insurance and the Nordic

Convention.

Also remember that you are responsible for all of your personal belongings whilst studying at AU Summer University, so you should arrange for a home insurance in case of theft.



# HEALTH AND SAFETY

## EMERGENCIES

In case of an emergency, dial **112 (medical)** or **114 (police)**. These numbers are free to call.

Should you be in the unlucky situation of being exposed to theft or robbery, you should contact the police immediately. You can also contact the Help Desk, who can assist you in those situations.

### POLICE

Politiet  
Ridderstræde 1  
8000 Aarhus C  
Tel: (+45) 8731 1448

### AFTER HOURS DOCTOR

Tel: (+45) 7011 3131

### HOSPITAL

Aarhus Sygehus  
Tel: (+45) 8731 5050  
They will direct you to the closest emergency room.

### FOREIGN POLICE

Udlændingekontoret  
Fredensgade 19  
8000 Aarhus C  
Tel: (+45) 8731 1448  
Mon, Tue, Wed & Fri: 09:00 – 00:00  
Thur: 00:00 – 17:00

### 24 HOUR PHARMACY

Aarhus Løve Apotek  
Store Torv 5  
Tel: +45 8612 0022

Cough medicine, aspirins, etc. may be bought in small doses from supermarkets, 7-11s, etc. Pharmacies are usually open between 09:00 and 17:30 during the week and from 09:30 to 13:00 on Saturdays.

### EMERGENCY DENTIST

Frederiks Allé 20  
8000 Aarhus C  
Tel: +45 4051 5162  
Opening hours:  
Fri: 18:00 – 21:00  
Sat & Sun: 10:00 – 13:00

### STUDENT COUNSELLING

For all students in Aarhus  
Phone: + 45 86 19 04 88

You can talk to a social worker or psychologist about all kinds of problems, both personal and study-related.





### BE 'STREET WISE'

As in any major city, assaults do happen in Aarhus. Most of the time, they happen when people are intoxicated or agitated. It is important to keep one's head and not lose one's temper. If possible, pull away from the situation if you feel uncomfortable and uneasy. The following precautions may help to get you out of a possible violent situation:

- » Do not show you are afraid
- » Do not lose your temper
- » Use a kind but assertive voice
- » Apologise if you have been a part of the episode
- » Avoid further discussion
- » Do not answer back
- » Quietly leave if possible
- » If there are others present make them aware of what is happening
- » If all fails then run to safety

If you are caught in an unfortunate situation, you should try to leave the scene as quickly and quietly as possible and if necessary seek help immediately, either from the nearest surroundings or the police. It is best to contact the police straight away. You should also contact the Main Help Desk as we can be of help in these situations.

### DRUGS

It is illegal to smoke hash/pot and to take drugs. If you are caught with any of these items in your possession, you will be arrested and charged. Consequently, you will receive a fine and it will be put on your criminal record. Be aware that you may also risk deportation.

# PUBLIC SERVICES

## POST OFFICES

Daily: 10:00 – 18:00

## BANKS

Mon – Fri: 09:30 – 16:00

Thur: 09:30 – 18:00

## SHOPS

Shopping hours

Mon – Thur: 09:30/10:00 – 17:30

Fri: 09:30/10:00 – 19:00/20:00

Sat: 09:00/09:30 – 16:00

## SUPERMARKETS

Mon – Fri: 09:00 – 21:00

Sat: 09:00 – 18:00

On the first and last Sunday of the month supermarkets open from 09:00 – 18:00.

Some supermarkets are open every Sunday as well such as Rema 1000 and Fakta (but not all stores).



# USEFUL LINKS

## Tourist Guide of Aarhus

» [www.visitaarhus.com](http://www.visitaarhus.com)

## Stuenterhus Aarhus

» [www.stuenterhusaarhus.dk](http://www.stuenterhusaarhus.dk)

## The Official Website of Denmark

» [www.denmark.dk](http://www.denmark.dk)

## The Royal Danish Ministry of Foreign Affairs

» [www.um.dk](http://www.um.dk)

## Study in Denmark

» [www.studyindenmark.dk](http://www.studyindenmark.dk)

## VisitDenmark – the Danish Tourist Board

» [www.visitdenmark.com](http://www.visitdenmark.com)

## The Official Portal for Foreigners and Integration

» [www.newtodenmark.dk](http://www.newtodenmark.dk)

For further information feel free to contact us!

International Centre

Høegh-Guldbergs Gade 4, Bldg 1650

DK-8000 Aarhus C

Office Hours

Mon – Fri: 10:00 – 14:00

**Tel:** (+45) 8942 2320

**Fax:** (+45) 8942 2329

**E-mail:** [summeruniversity@adm.au.dk](mailto:summeruniversity@adm.au.dk)

**Web:** [www.au.dk/summeruniversity](http://www.au.dk/summeruniversity)

# QR

Visit our website using  
your smartphone

Please note that QR reader  
software needs to be installed on  
your phone to scan the barcode



